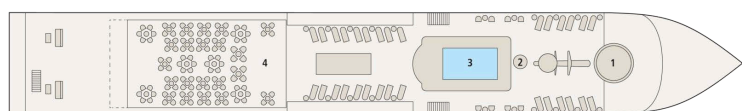




# A-ROSA ALVA

**PASSENGERS:** max. 126  
**CABINS:** 63 outside cabins  
**LENGTH/ WIDTH:** 79.8m/11.4m  
**SPEED:** max. 22 km/h  
**YEAR OF CONSTRUCTION:** 2018  
**FLAG:** Portugal


## DECK 4 (SUN DECK)



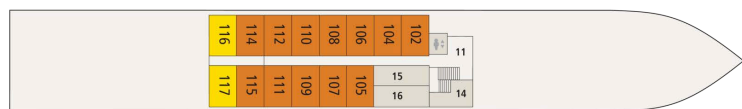
## DECK 3



## DECK 2



## DECK 1



## DECK PLAN

- 01 WHEELHOUSE
- 02 OUTDOOR SHOWER
- 03 SWIMMING POOL
- 04 OUTDOOR RESTAURANT WITH AWNINGS
- 05 LOUNGE OUTDOOR AREA
- 06 PANORAMA LOUNGE
- 07 STAGE/DANCE FLOOR
- 08 BAR
- 09 SHOP
- 10 RECEPTION
- 11 ATRIUM WITH DRINK STATION
- 12 MARKET RESTAURANT
- 13 GYM
- 14 MASSAGE/BEAUTY
- 15 SPA RELAXATION AREA
- 16 SAUNA

- LIFT
- STAIRS

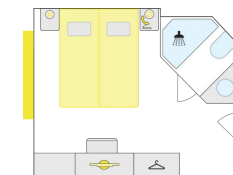

Windows can only be opened in cabins with a drop-down panorama window (category C, D 2-bed outside cabin) and balcony suites in cat. F.

## THOSE IN NEED OF ASSISTANCE AND PEOPLE WITH LIMITED MOBILITY:

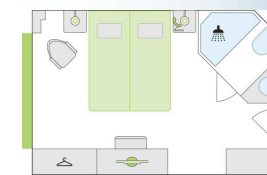
The ship has a lift between deck 1 and deck 3. However, the sun deck is only accessible via stairs, which may mean there are some limitations. For a personal consultation, please call the *A-ROSA Service Center* at +49 (0)381 202 6001.



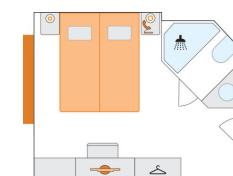
Experience the ship with our 360° virtual ship tour:  
[www.arosa-cruises.com/douroship](http://www.arosa-cruises.com/douroship)



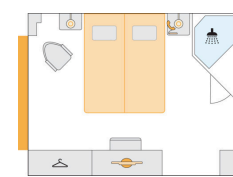
**S** 2-bed outside cabin, 12 m², deck 1



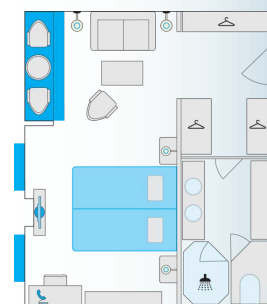
**D** 2-bed outside cabin with drop-down panorama window, 13 m², deck 3



**A** 2-bed outside cabin, 12 m², deck 1



**C** 2-bed outside cabin with drop-down panorama window, 13 m², deck 2



**F** 2-bed balcony suite with drop-down panorama window and balcony, 29 m², deck 3

